

Arden Software Peak Performance Conference

#APPC2019

Discover the power of Impact

June 16 - 19, 2019

**Park City Marriott,
Park City,
Utah**





Experience the Arden Software Peak Performance Conference

Arden Software Peak Performance Conference (**#APPC2019**) is not your ordinary training program. It's a complete educational and fun experience that exposes the attendee to the full capabilities of Impact and the entire suite of Arden products.

It's our goal to have the attendees leave with new skills and knowledge that instantly provide time-saving and real-life returns based on your increased knowledge and speed.

#APPC2019 is also the best way to gain the latest insight on our most recent releases, including Impact 2019, WEBcnx, nServer and Enterprise, for both design and manufacturing.

But the experience doesn't stop there. For **#APPC2019**, Arden will be bringing in our top partners to demonstrate how to fully extend the capabilities of the Arden product suite.

Attracting some of the most knowledgeable designers and industry experts, as well as those new to the community, **#APPC2019** provides a platform for knowledge exchange from which everyone will benefit, regardless of skill level.

Whether you're a new user of the Arden Software product suite or a seasoned veteran, there's something for everyone

#APPC2019 offers an updated approach to the hands-on learning experience. Both new and advanced users will have all the information they need to expand their skills on the spot.

The sessions are a mix of interactive and presentation material so that we can cover a wider variety of topics and go into greater depth.

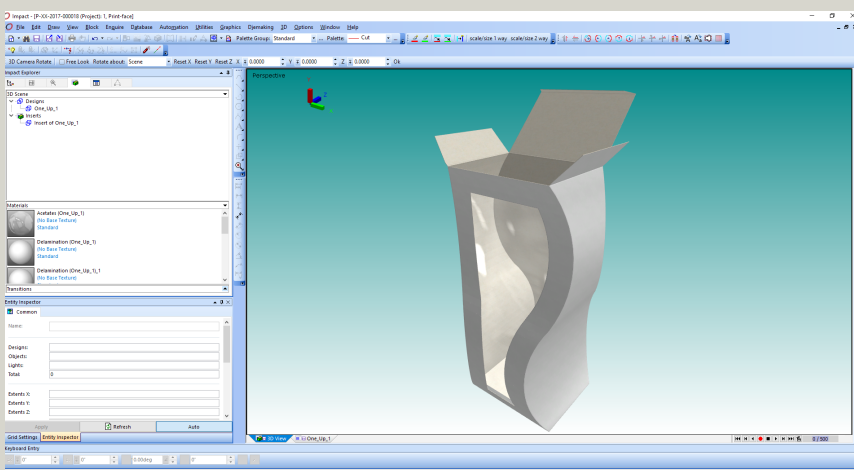
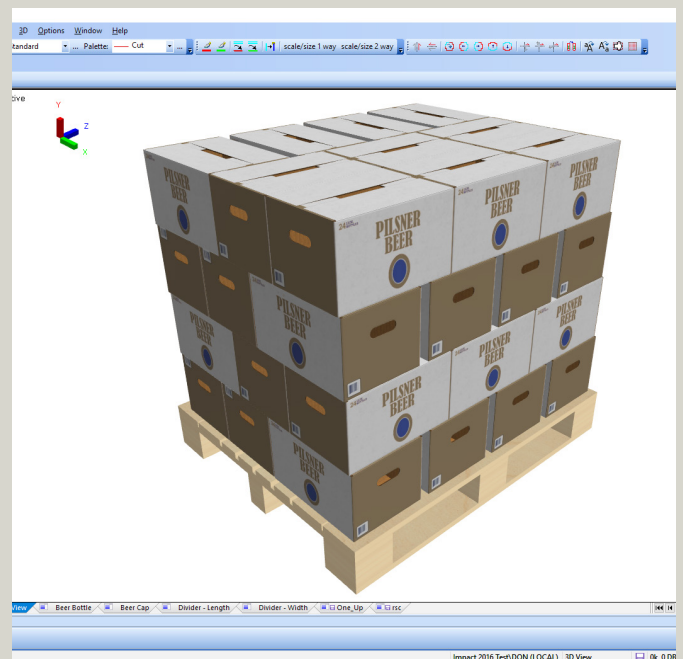
*Follow us on [Twitter](#) and [LinkedIn](#) **#APPC2019***

What to expect at #APPC2019

- An interactive educational environment where you will learn more in three days than you would in months on your own
- All attendees will be issued laptops for the entire conference to give you complete access and continuity throughout the conference
- The chance to meet, exchange ideas, and learn from other Impact-based design and IT professionals
- An intense, hands-on learning experience
- Meet the Arden Teams from around the world
- Gain an exclusive insight into the future of Impact and related products
- It's not all about hard work, we've got plenty of fun and exciting activities lined up too
- Plus much more...

Learn all that's new, including:

- Next generation Parametric Engine
- Advanced Animation
- Bill of Materials
- BSI integration
- WEBCnx evolution





Session Schedule

Sunday, June 16

6pm: Welcome reception, appetizers and drinks on the patio

Monday, June 17

8am - 10.45am: General Assembly

All your favorites - What's New, Parametrics, Tips and Tricks and much more
Includes a special preview of our next generation Parametric Engine. This is not to be missed as it'll be a real game-changer for our users and industry

11am - 1pm (class selection)

Everyday Design, Details on Importing and Exporting, Complete Manufacturing, Open Lab

2pm - 4pm (class selection)

Essential 3D, Layout Composition, Totally Reports, Open Lab

4.15pm - 5pm: General Assembly, Kodak partner presentation

Tuesday, June 18

8am - 9.30am: General Assembly, Hybrid partner presentation, WEBcnx, Graphics, Workflow

10am - 12pm (class selection)

WEBcnx Evolution, Graphics for Communication, Manufacturing Proficiency with Bobst PowerPack, Open Lab

1pm - 3pm: General Assembly, WEBcnx, Enterprise, Bobst partner presentation

4pm-9pm: Off-site activity and dinner

Wednesday, June 19

8am - 10am: Bill of Materials and Innovation, Advanced Animation Techniques, Die-making Advancements, Open Lab

10.30am - 12pm: Closing session

Meet the partners

At #APPC2019, you'll get the opportunity to meet and learn from our top integration partners, who will be highlighting exactly what you can accomplish with the Arden suite of products.

The participating partners for #APPC2019 are:

HYBRID Software

HYBRID Software's products have been developed based on input from hundreds of customers in all segments of the printing and packaging industry.

They provide a unique set of tools for streamlining your production operations, eliminating duplicate data entry and human error, and automating your production to meet the needs of all your customers.

Their products are concentrated in four critical areas:

- **Customer-facing web portals** - FRONTDESK
- **Job ticketing and automation** - FACELIFT, PIPELINE, FILEFORCE and TASKFORCE
- **Soft-proofing and editing** - PROOFSCOPE and PACKZ
- **Production workflow** - CLOUDFLOW

BOBST

Discover Impact CAD with BOBST PowerPack.

Powerful and flexible, this new software, which is custom-made for BOBST machines, speeds up the creation of die-cutting tools, while reducing waste and risks of error.

Delivering a rapid return on investment, it is truly the best structural and manufacturing packaging design software available.

Kodak

Kodak is a technology company focused on imaging.

They provide - directly and through partnerships with other innovative companies like Arden Software - hardware, software, consumables and services to customers in graphic arts, commercial print, publishing, packaging, electronic displays, entertainment and commercial films, and consumer products markets.

Features and benefits include:

- **Broadest range of digital device connectivity** - EFI Fiery, HP, RICOH, KONICA MINOLTA, KOMORI, LANDA, and CREO
- **Rules Based Automation** - maximize cost control and throughput with automation rules that address your specific business needs and bottlenecks
- **Fully integrated** - integrated automation solutions from job submission to output
- **Open platform** - compatible with virtually all third party press equipment





Classes and tutorials

Graphics for Communication

Whether showing structural design, graphic design or both incorporated together, ideas expressed graphically help to clarify intentions. Impact has many existing and new tools that can be leveraged to showcase your design to a customer. In this class we will explore the many graphic file types supported by Impact. We will also debut the new Impact Illustrator Plug-in and resolution functionality to make every graphic on a design, be it 2D or 3D, stand out.

Advanced Animation Techniques

Impact's animation capabilities go beyond simply folding a design or the assembly of multiple parts. Be inspired by implementing and animating multiple cameras and light sources. Join us in this hands-on class where we will dig deep and show how to work with these valuable tools to make your animated pieces eye-catching and bring them to the next level.

Totally Reports

Reports generated from Impact are not only for distributing to customers, some are used internally to track necessary

production information. This class will explore the many ways information can be generated from Specification sheets, Browser reports and Data reports. Also, we will cover time-saving tips to create custom templates worthy of your company's logo.

Bill of Materials Innovation

Bill of Materials (BOM) generation has been a much-anticipated feature for Impact. This class will focus not only on customization of the BOM, but also cover how it plugs into Impact and gathers the necessary information required for a fully comprehensive report. Be one of the first to experience this new functionality and see how it fits into your company's workflow.

Essential 3D

Communication with customers is key and visualization is the quickest and most efficient way to get your design intentions across. This class will bring that vision to a whole new level by presenting advanced 3D functionality available to a designer in Impact. See how 3D benefits you in the design process while serving as a presentation and sales tool.

Details on Importing and Exporting

On occasion it is necessary to import files into or export files from Impact. Whether these files contain 2D or 3D information, Impact provides a wide array of formats for a designer to choose from. This class will cover palette and layer mapping techniques and provide an in-depth look at the Geometry Fix toolbox and how to configure its settings. The goal is to be able to generate Master Tool Settings which provide sample-ready, layout-ready and 3D-ready files quickly and easily.

Every Day Design

The whole purpose is getting the design created quickly. This class focuses on just that. We will show the user how to create designs using Impact's geometry creation tools as well as creating designs by incorporating Impact's powerful Design Components tool and utilizing the ever-expanding Standards Library.

WEBcnx Evolution

From advertising to communicating with customers, it's all about the web. WEBcnx is Arden Software's powerful web-based workflow management solution that is quickly being adopted by companies around the globe. This session will cover WEBcnx's functionality from customizing pages to personalizing searches. Join us as we unveil some new and exciting developments that will completely enhance the way you and your customers use WEBcnx.

Layout Composition

Creating Layouts not only optimizes time with making dies, but also sending files to the sample table. Here the participants will be exposed to the many options and controls a designer has available to them with the Layout tools within Impact. From creating basic single layouts to multiple piece layout integration, as well as the reporting side of the layout tools and useful system text items to maximize the usefulness of your reports/border plots, the user will see the full potential of Impact's layout capabilities.

Complete Manufacturing

What good is new functionality when you don't know it's there? This class will spotlight

all the fresh, time saving manufacturing features available to you in Impact 2019. Here we will demonstrate real world applications for these sought-after tools. Also, pick up some tips and tricks based on some of the most widely asked questions from users. Join us here for all the answers.

Proficiency with Bobst PowerPack

The evolution continues with PowerPack. This class will take you through a myriad of functionality from Displaying tools to Stripping Assist, as well as Perforation Creator to Steel Counters. Everyday examples will be provided to connect the dots and fully expose these features designed for you to take back some more time during your day. Discover what the PowerPack can do for your production workflow.

Die-Making Advancements

It seems processes are making developments every day in this industry. Here we will explore how these advancements from the past affect the here and now as well as tomorrow. This class will explore where blanking and die-making will be in the near future for you to identify the benefits for your company. Join us here to be one of the first to know the groundbreaking tools you will soon have at your fingertips.

Tips and Tricks

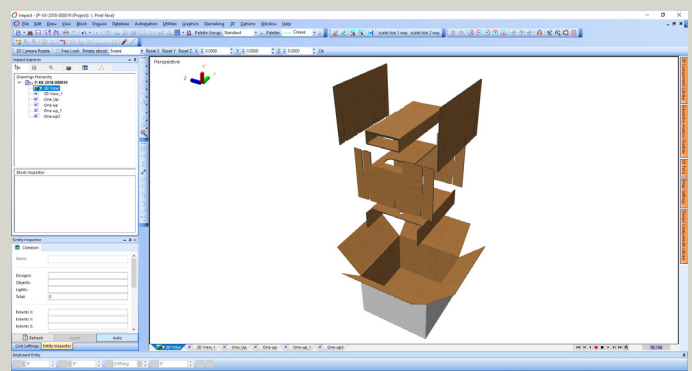
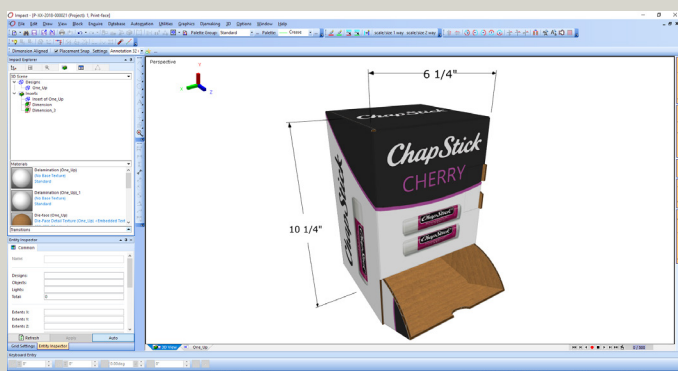
Time is most precious in any work environment and here is our chance to share some valuable time-saving tricks and techniques to maximize the potential of Impact's working environment for you. It also affords the opportunity to not only get tips from the Arden Team, but also share some tricks of your own.

The Arden Lab

The Arden Lab is back due to its great success at our last conference. Take some time to chat directly with Arden personnel and use our expertise to fine tune your Arden products to achieve maximum benefit for your shop. Bring us your puzzling questions or ideas on adjustments you wish to make in your workflow. We're here to help.

The Future of Impact Parametrics

Yes, it's been the most asked about topic for a while. Learn about the exciting advancement on Impact's brand new parametric engine. Experience the ease of use and be the first to see the logic behind this powerful technology. We are pulling back the curtain on one of Impact's largest and game changing developments in years. You can't miss this one folks.





General Information

Park City Marriott

The Park City Marriott welcomes travelers from all over the world to Park City, home to the acclaimed Sundance Film Festival and host of the 2002 Winter Olympics.

From exceptional snow sports at Park City and Deer Valley Resorts to summertime activities like fly-fishing, mountain biking and hiking, take advantage of this world-class destination. Only 35 minutes from Salt Lake International Airport, arrive at the Park City Marriott and settle into your room boasting pillow-top mattresses, warm décor and high-speed Wi-Fi to keep you comfortable and always connected. Explore historic Main Street and discover premier restaurants, boutiques and art galleries. Park City Marriott is where new experiences become lasting memories.

Hotel Reservations

Arden Software has arranged a special conference rate with the Park City Marriott for \$155.00 per room.

Attendees are responsible for their own lodging reservations. To ensure room availability and conference rate, you must make your reservation before **May 27, 2019**.

Guests making reservations #APPC2019 should call Marriott Reservations on 1-800-228-9290 and identify themselves as members of the Arden Software Group. *(Rooms and conference rate cannot be guaranteed after May 27, 2019)*

Address

Park City Marriott
1895 Sidewinder Drive
Park City, Utah 84060
435-649-2900

www.marriott.com

Transportation

Getting to Salt Lake City couldn't be easier. There are non-stop flights from 70 U.S. cities into Salt Lake City International Airport (SLC). From the airport, it's only 35 minutes to Park City via I-80.

Uber and Lyft are convenient and reliable modes of transportation to and from the airport. Alternatively, Canyon Transportation offers shuttle services to Park City. Call **801-225-1841** or visit www.canyontransport.com

Registration and Cost

Active SMC Registration: **\$1,595**

Standard Registration (without Active SMC):
\$2,095

Guest Registration: **\$400** (inclusive of conference meals, reception and off-site event)

Payment must be made in full by
Friday, May 17, 2019.

Checks should be made payable to 'Arden Software' and mailed to:
2100 Park Ave, #681629, Park City, UT 84068.

To pay by credit card contact
ksilianoff@ardensoftware.com or download our Credit Card Form and complete your registration on our website: www.ardensoftware.com

